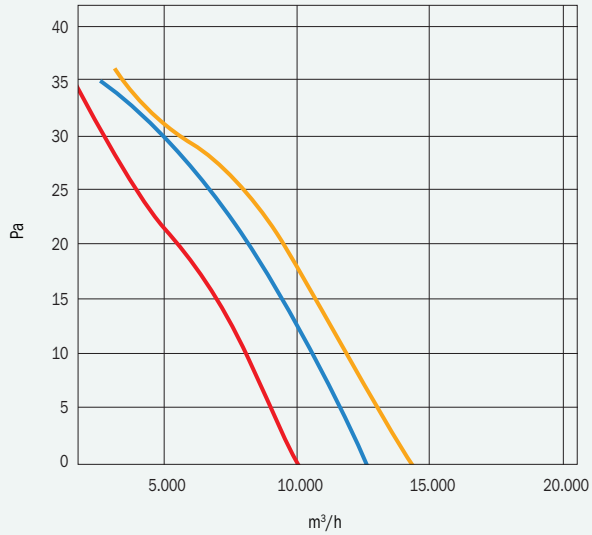


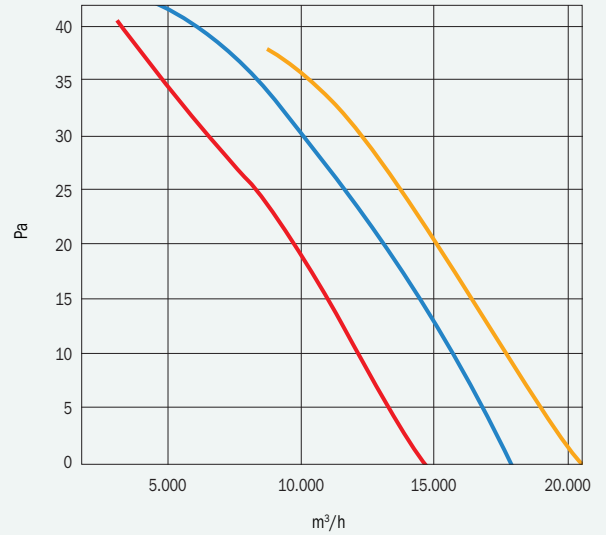
CURVAS CARACTERÍSTICAS / PERFORMANCE DATA / COURBES / KENNLINIEN

**AXIAL WINDER / AXITUB WINDER /
AXITUB PIROS WINDER / PIROS BOX WINDER**



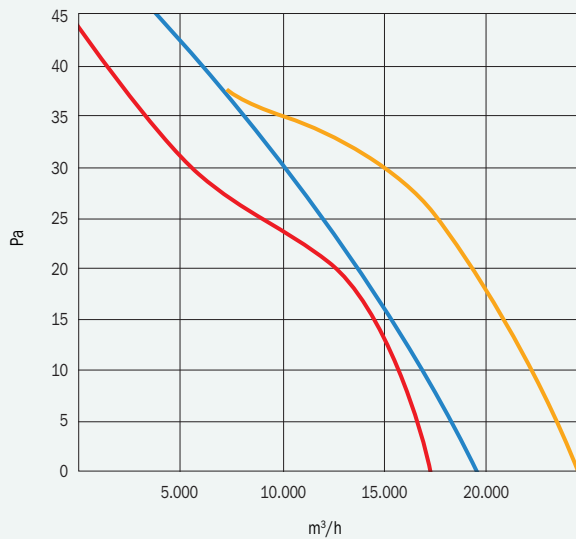
- 4-560T-4 0,55 kW
- 4-560T-4 0,75 kW
- 4-560T-4 1,1 kW

**AXIAL WINDER / AXITUB WINDER /
AXITUB PIROS WINDER / PIROS BOX WINDER**



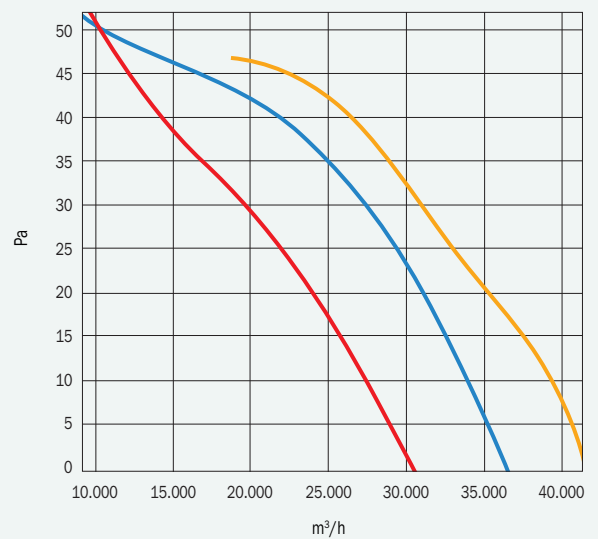
- 4-630T-4 0,75 kW
- 4-630T-4 1,1 kW
- 4-630T-4 1,5 kW

**AXIAL WINDER / AXITUB WINDER /
AXITUB PIROS WINDER / PIROS BOX WINDER**



- 4-710T-6 1,1 kW
- 4-710T-6 1,5 kW
- 4-710T-6 2,2 kW

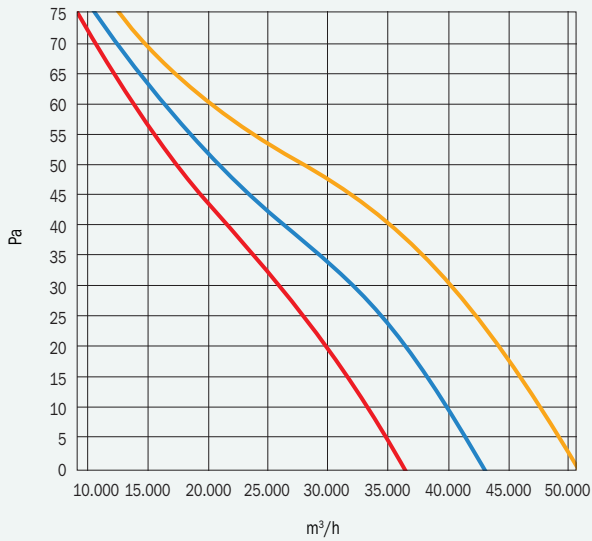
**AXIAL WINDER / AXITUB WINDER /
AXITUB PIROS WINDER / PIROS BOX WINDER**



- 4-800T-6 3,0 kW
- 4-800T-6 4,0 kW
- 4-800T-6 5,5 kW

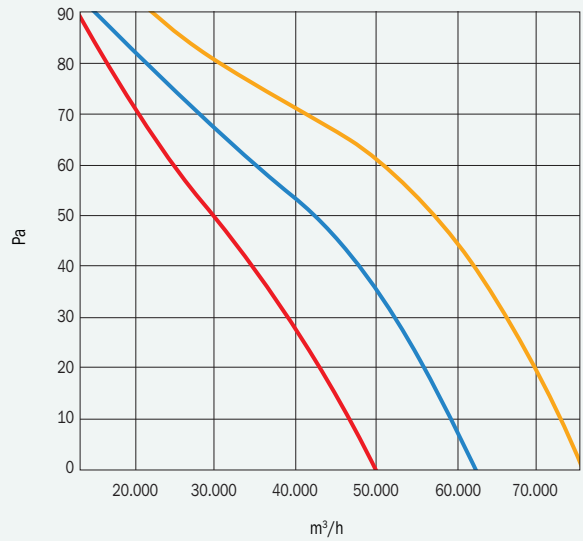
CURVA CARACTERÍSTICA / PERFORMANCE DATA / COURBES / KENNLINIE

AXIAL WINDER / AXITUB WINDER /
AXITUB PIROS WINDER / PIROS BOX WINDER



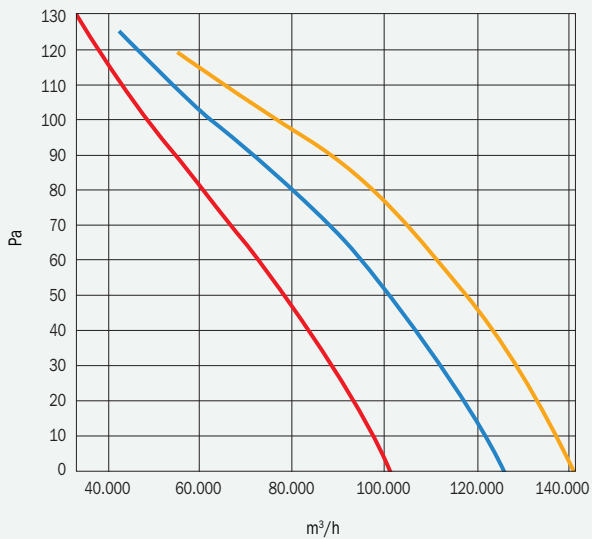
- 4-900T-6 4,0 kW
- 4-900T-6 5,5 kW
- 4-900T-6 7,5 kW

AXIAL WINDER / AXITUB WINDER /
AXITUB PIROS WINDER / PIROS BOX WINDER



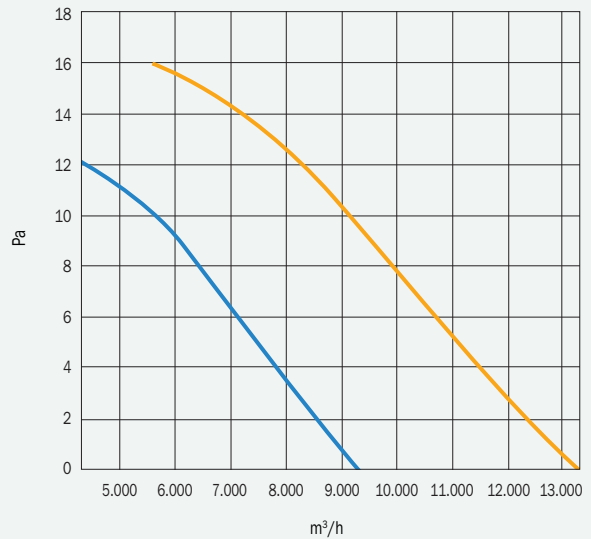
- 4-1000T-6 7,5 kW
- 4-1000T-6 11 kW
- 4-1000T-6 15 kW

AXIAL WINDER / AXITUB WINDER /
AXITUB PIROS WINDER / PIROS BOX WINDER



- 4-1250T-6 15 kW
- 4-1250T-6 22 kW
- 4-1250T-6 30 kW

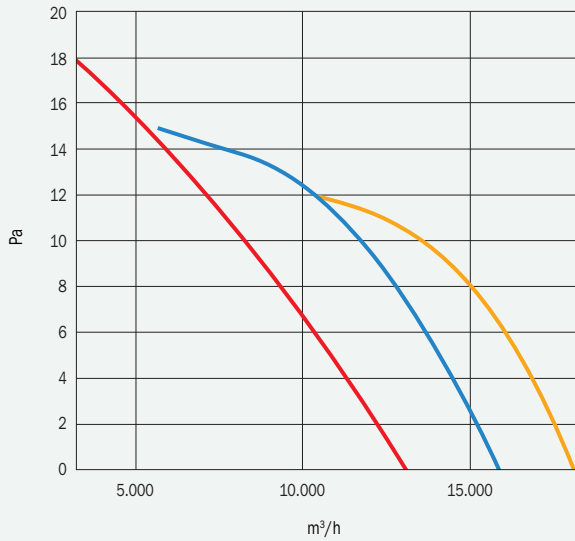
AXIAL WINDER / AXITUB WINDER /
AXITUB PIROS WINDER / PIROS BOX WINDER



- 6-560T-4 0,37 kW
- 4-560T-4 0,55 kW

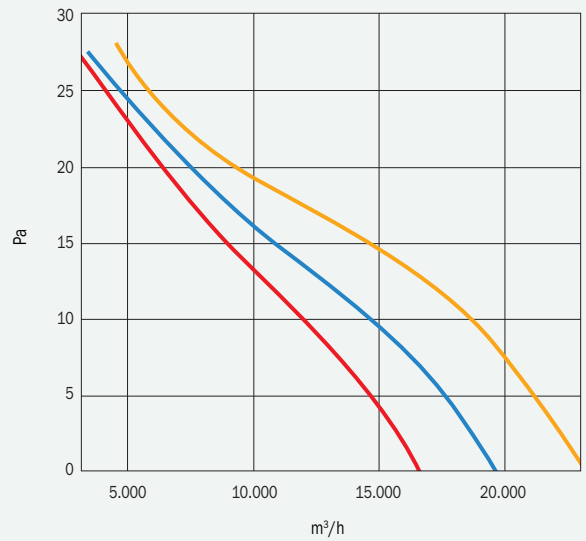
CURVA CARACTERÍSTICA / PERFORMANCE DATA / COURBES / KENNLINIE

AXIAL WINDER / AXITUB WINDER /
AXITUB PIROS WINDER / PIROS BOX WINDER



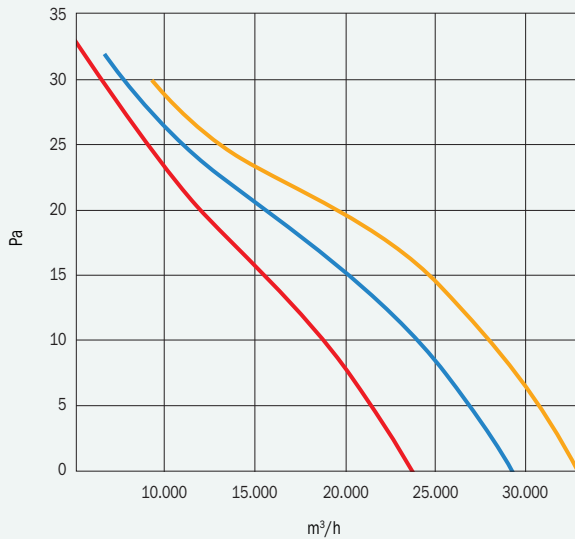
- 6-710T-6 0,37 kW
- 6-710T-6 0,75 kW
- 6-710T-6 1,10 kW

AXIAL WINDER / AXITUB WINDER /
AXITUB PIROS WINDER / PIROS BOX WINDER



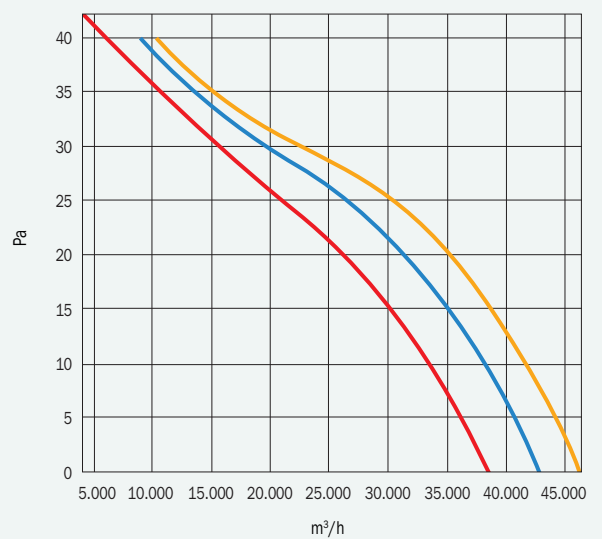
- 6-800T-6 0,55 kW
- 6-800T-6 0,75 kW
- 6-800T-6 1,10 kW

AXIAL WINDER / AXITUB WINDER /
AXITUB PIROS WINDER / PIROS BOX WINDER



- 6-900T-6 1,1 kW
- 6-900T-6 1,5 kW
- 6-900T-6 2,2 kW

AXIAL WINDER / AXITUB WINDER /
AXITUB PIROS WINDER / PIROS BOX WINDER



- 6-1000T-6 3,0 kW
- 6-1000T-6 4,0 kW
- 6-1000T-6 5,5 kW